



HB0118

LED Headlight



Operating Manual
Seite 3

ENGLISH






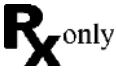














Contents

1	Symbol descriptions	4
2	Introduction	5
3	Scope	5
3.1	Intended Use	5
3.2	Contraindications.....	5
4	Warning.....	6
5	Installation & Instruction	6
6	Main Technical Parameter	7
7	Production Maintenance	8
8	Storage.....	8
9	Warranty / Repair	8
10	Manufacturer and servicing address.....	8

1 Symbol descriptions

Symbol	Definition
	CE-labelling
	Attention
	Manufacturer
	Lot-description
	Reference code
	Medical device / FDA Prescription device
	Medical device
	Non sterile
	Keep away from sunlight
	Dry storage required
	Temperature limit
	Use-by date
	Do not use if package is damaged
	Fragile, handle with care
 /  Hinweis auf eIFU	(Electronic) instruction for use

2 Introduction

Our products are exclusively intended for professional use by appropriately trained and qualified personnel and may only be acquired by them.

By purchasing this product, you are now the owner of a high-quality product whose use and correct handling are described in the following. In order to minimize possible risks to patients and users, please observe these instructions carefully. Use, disinfection and cleaning may only be performed by suitably trained specialist personnel.

TD–I LED Headlight uses LED cold light source. Color temperature is close to the natural sunlight for better color rendering, and the product life of LED light is up to 50000 working hours. Consuming less power, LED light only needs 1/100 power of traditional optical fiber headlight.

6 adjustable numerical controllers provide different level brightness, and light spot size can be adjusted continuously to satisfy the different needs.

TD–I LED Headlight has In-built polymer lithium battery, all the accessories fixed on the unit body without any wire connection which offers convince for users.



Specially designed light tube and linking arm can be adjusted freely from different angles.

3 Scope

The use of headlamps, head magnifiers and reflex mirrors takes place in almost every medical field.










3.1 Intended Use

A medical device (a lamp) that the doctor can wear on his head. The lamp is mounted on a band or helmet and placed on the forehead to bring light directly into view during a surgical procedure, examination or therapeutic treatment. The lamp usually consists of a magnifying glass, a reflector and a connector for the cold-light fiber optic cable, or a power supply from a battery. It is a reusable product.


3.2 Contraindications

No contraindications are known.

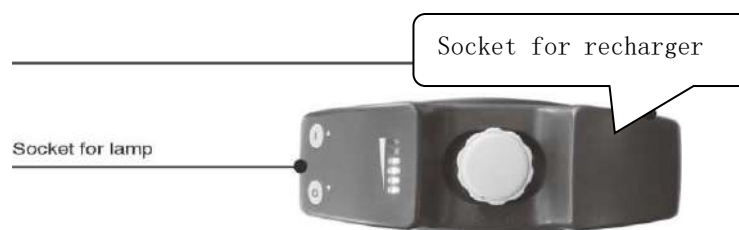
4 Warning

	Medical products are delivered in a non-sterile condition and must be cleaned and disinfected prior to their initial use.
	The use of faulty instruments is in principle forbidden and they must go through the whole cleaning process before return.
	Please observe the additional information enclosed with the products.
	Remove all protective sleeves and films prior to first using or preparation for use.
	The safe combination of different products must be reviewed prior to clinical application by the user.
	Avoid mechanical overstressing of the instrument beyond the structural design, this can lead to breakage and deformation!
	Before each use, the product must be checked for function, damage and contamination!
	Avoid improper throwing or dropping of products.
	If the products are used on patients with transmissible spongiform encephalopathy or HIV infection, we decline any responsibility for their reuse.

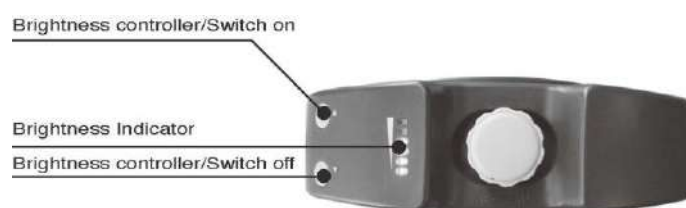
5 Installation & Instruction

	Please do not shine the light directly into the eyes and caution LED radiation. Please charge up to 6 hours before first usage.
-------------------------------------------------------------------------------------	---------------------------------------------------------------------------------------------------------------------------------

NOTICE: Socket for recharger is on the top of control box, and the socket for lamp is the side.



There are two buttons on the Control & Battery box, and the upper one is brightness controller/Switch on and the lower one is brightness controller/Switch off. Brightness indicator is on the right side of brightness controllers with six indicating lights.



Turn On the light:

Hold switch on button when the light is off.

Turn off the light:

Hold switch off button when the light is on.

Adjusting brightness level:

When the light is on, per-press the upper Brightness controller makes the brightness stronger, and per-press the lower Brightness controller makes the brightness weaker. (Adjustment is shown on Brightness Indicator.)

Adjusting spot size:

Revolve the lamp base until the right spot size.

Adjusting illuminate angle:

Move tube arm to meet the needs.

Battery power detection:

The system checks the battery power when it starts every time. All 6 lights twinkling shows battery full, and 3 lights twinkling shows half power used. When the lights stop twinkling, they start to show the brightness level.

Adjusting size of Headband:

If the size of head light is not fit, please adjust the size by revolving the 2 size controllers.



6 Main Technical Parameter

Illumination intensity:	≥7000lux at the working distance of 300mm
Spot size range:	Spot size is adjustable
Main voltage:	110V~230V
Consecutive working time:	≥3 hours when charged full (different brightness level decides working time)

7 Production Maintenance

First time or if you not use it for a long time, please charging up to 6 hours

Please use original charger, otherwise it may cause the Headlight damage.

Please do not scratch camera lens with sharp goods and use a damp cloth to clean the lens.

The product housing can be cleaned with a piece of wet & clean cloth and then a piece of dry & soft cloth. Do not use volatile, deliquescent solvent (As alcohol, benzene) to clean the product housing.

Battery lifetime ≥ 500 charge -discharge cycles.

The battery should be recycled in accordance with the applicable legislation. Please dispose it as an electronic device separately.

8 Storage



Store products in a dry, clean and dust-free environment at moderate temperatures from 5°C to 40°C. Protect from the effects of the sun's rays and artificial light.

9 Warranty / Repair

Our products are manufactured from high-grade materials and carefully checked prior to dispatch. However, even if used properly in accordance with their intended purpose they are subject to a greater or lesser degree of wear depending on their intensity of use.

This wear is technically induced and unavoidable.

Should faults occur independently of wear, please contact our customer services. Defective products should no longer be used.

They must undergo the complete preparatory treatment process before being returned.

10 Manufacturer and servicing address

Should you require the instructions for use in paper form, please use the contact details below. The instructions for use in paper form will be made available to you within seven calendar days of receipt of the request.

Alternatively, you can print out the electronic instructions for use yourself.



HEBUmedical GmbH
Badstraße 8
78532 Tuttlingen / Germany
Tel. +49 7461 94 71 - 0



Fax +49 7461 94 71 - 22
eMail: service@HEBUmedical.de
Web: www.HEBUmedical.de



**Unser umfangreiches Sortiment umfasst
über 10 000 verschiedene Instrumente.
Besuchen Sie uns im Internet oder fordern Sie unseren Katalog an.**

**Our vast range of products covers over 10 000 various instruments.
They can be found in Internet or request our catalog.**

**Notre assortiment complet comprend plus de 10 000 instruments
différents. Vous le trouverez sur Internet. Ou bien demandez notre
catalogue.**

**Nuestro amplio instrumental consta de más de 10 000 artículos
diferentes. Usted puede visitarnos en Internet
o solicitar nuestro catálogo.**

**Il nostro assortimento comprende più di 10000 strumenti differente.
Lei ci può vistare in Internet
o chiedi il nostro catalogo.**



HEBUmedical GmbH

**Badstraße 8 • 78532 Tuttlingen / Germany
Tel. +49 (0) 7461 94 71 - 0 • Fax +49 (0) 7461 94 71 - 22
info@HEBUmedical.de • www.HEBUmedical.de**